

Speculating on Speculation

Oil Markets in 2012...

Edward L. Morse
Global Head of Commodity Research
+1 212 723 3871
Ed.Morse@citi.com

See Appendix A-1 for Analyst Certification, Important Disclosures and non-US research analyst disclosures

Citi Investment Research & Analysis is a division of Citigroup Global Markets Inc. (the "Firm"), which does and seeks to do business with companies covered in its research reports. As a result, investors should be aware that the Firm may have a conflict of interest that could affect the objectivity of this report. Investors should consider this report as only a single factor in making their investment decision.

14 December 2011



Oil in 2012 – A Year of Tail Risks...

- **Citi is raising its oil price expectations for 2012.** In our base case we now expect Brent to trade in a range of \$100 to \$120 and to average \$110 for the year. This is in line with the bull case in our previous forecast, which has come about due to better than expected demand and much worse than expected supply. Going forward, our global supply and demand balances are moderately bearish for 1Q12, as is our price outlook, but from then on we expect stronger balances and prices. We are not very optimistic on oil demand growth, modeling just +0.8-m b/d in 2012 and +1-m b/d in 2013, based on Citi's GDP expectations of 3.0% and 3.6% (PPP-adjusted) respectively. We are, however, optimistic on supply, forecasting 1.1-m b/d of non-OPEC supply growth, and coupled with the return of Libya this requires a cut by OPEC of some 500-k b/d if they want to keep the market tight and prevent a return to inventory builds. We think OPEC recognizes this reality, and take recent statements from OPEC members about how high their recent production has been as posturing in preparation for the upcoming quota reallocation.
- **Beyond supply and demand, our base case expects oil prices to be supported by several other factors: geopolitical risks, Russian domestic demand, the rise of the non-OECD, higher macro correlations, and inflation tail risks.** Citi's views warrant cautious optimism on risk assets (our global equity strategists are targeting a 20% gain in the MSCI AC World equity index, which should be supportive for oil). Monetary expansion would be supportive for commodity prices in general, and Citi is expecting QE3 in the US, rate cuts in Europe and a return to an easing cycle in China. Finally, geopolitics is expected to be a dominant theme in oil markets throughout 2012 and 2013.

OPEC may have some work to do in 2012...but risks to supply loom large

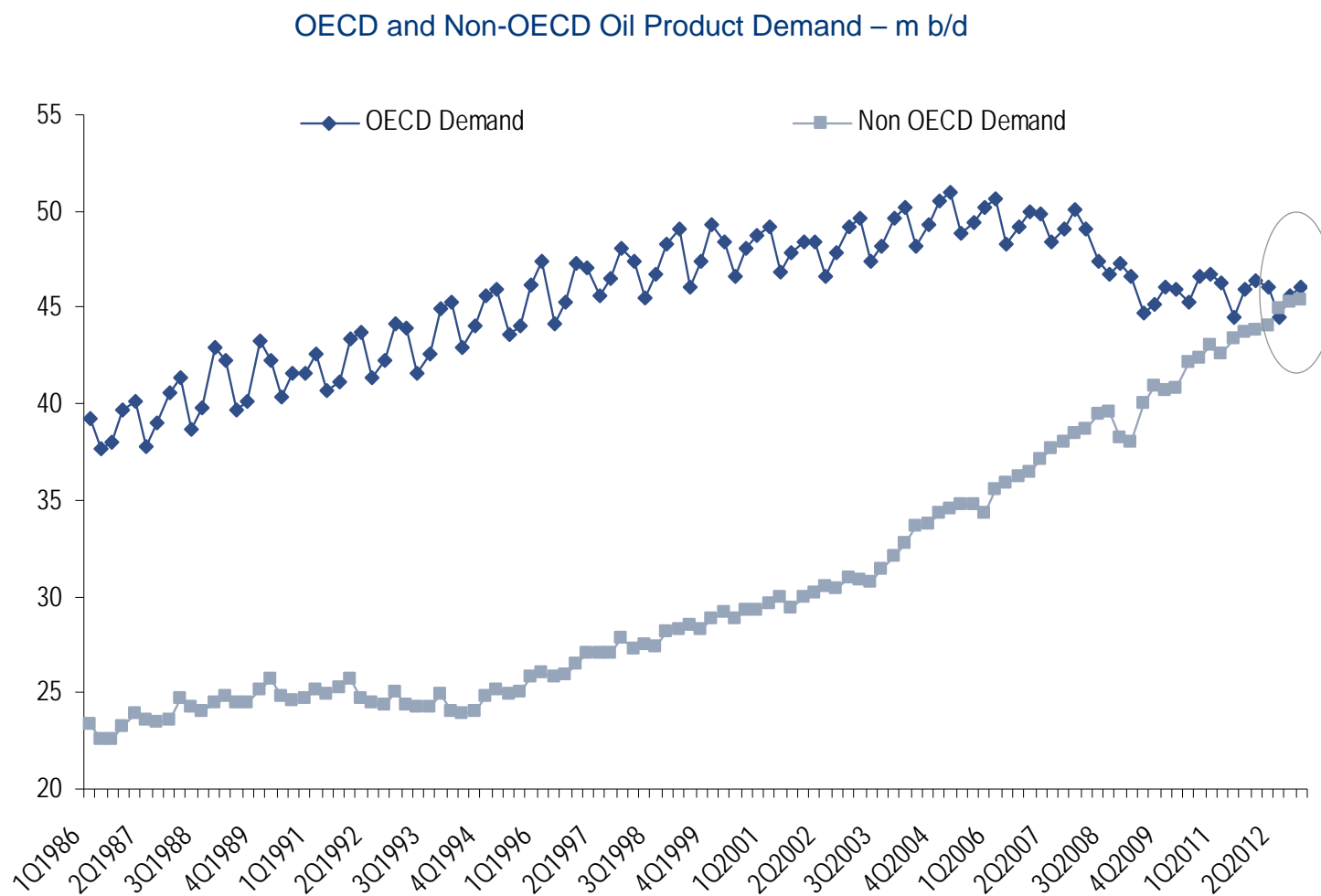
- **We think the world is operating with about 2.5-m b/d of spare production capacity, virtually all of which is in Saudi Arabia, with the rest scattered around other core Gulf OPEC members.** Absent any supply disruptions, we expect to see a marginal increase in spare capacity, but the margin remains so slim and the potential disruptions so numerous that we believe risks are slanted heavily to the bullish side of the ledger. Tensions between Israel and Iran top the list, but an EU embargo on Iranian oil, sanctions on Syria, succession and the possibility of strife in Saudi Arabia, elections in Venezuela and Angola and ongoing violence in Nigeria and Yemen are on the list but do not complete it.
- **Our base case is constructive for oil prices.** Our bull case, to which we assign a 25% probability, is that one of the many possible geopolitical risks to supply comes to fruition, in which case we expect oil prices to spike higher and to take a real toll on the global economy. Our bear case comes from a disintegration of the Euro (something our economists estimate is a 5% probability event), or a hard landing in China. Either of these would take oil down more than a peg or two.

Base Case Scenario for 2012...

Base Case Supply-Demand Balance														
<i>m b/d</i>	2010	Q1 2011	Q2 2011	Q3 2011	Q4 2011	2011	Q1 2012	Q2 2012	Q3 2012	Q4 2012	2012	2013	12v11	13v12
Demand														
OECD Demand	46.2	46.3	44.6	45.6	46.9	45.8	46.2	44.4	45.3	46.4	45.5	45.5	-0.3	-0.1
Non-OECD Demand	42.1	42.8	43.6	43.7	44.1	43.6	43.9	44.8	44.9	45.3	44.7	45.8	1.1	1.1
Total Demand	88.3	89.1	88.2	89.3	91.0	89.4	90.1	89.1	90.1	91.7	90.3	91.3	0.8	1.0
Supply														
Non-OPEC														
Crude	48.7	48.9	48.3	48.6	49.3	48.8	49.4	49.4	49.8	50.1	49.7	50.3	0.9	0.7
Other	3.9	3.8	4.0	4.0	4.1	4.0	4.1	4.2	4.2	4.3	4.2	4.4	0.2	0.3
Total Non-OPEC	52.6	52.7	52.3	52.6	53.4	52.7	53.5	53.6	54.0	54.3	53.9	54.8	1.1	0.9
OPEC														
Crude	29.5	30.0	29.4	30.0	30.3	29.9	30.7	30.0	30.0	30.1	30.2	30.4	0.3	0.2
Other	5.3	5.8	5.8	5.9	6.0	5.9	6.2	6.2	6.3	6.3	6.2	6.4	0.4	0.1
Total OPEC	34.8	35.8	35.2	35.9	36.3	35.8	36.9	36.2	36.3	36.4	36.4	36.8	0.6	0.3
Total Supply	87.4	88.5	87.5	88.5	89.7	88.5	90.4	89.8	90.3	90.8	90.3	91.5	1.8	1.2
Stock Change	-0.8	-0.6	-0.7	-0.8	-1.3	-0.9	0.3	0.6	0.1	-0.9	0.0	0.2		
Crude Oil Prices														
Brent (\$/bbl)	80.3	105.0	117.4	113.3	109.7	111.4	105.0	110.0	110.0	115.0	110.0	120.0	-1.3	10.0
WTI (\$/bbl)	79.4	93.5	102.2	89.7	93.8	94.8	95.0	100.0	100.0	105.0	100.0	113.0	5.2	13.0

Source: Citi Investment Research and Analysis estimates

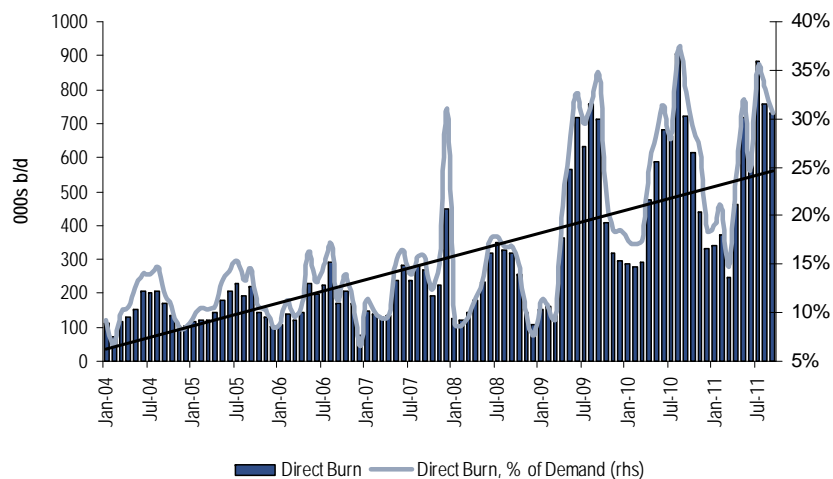
Consumption growth in the future appears to be an EM story...



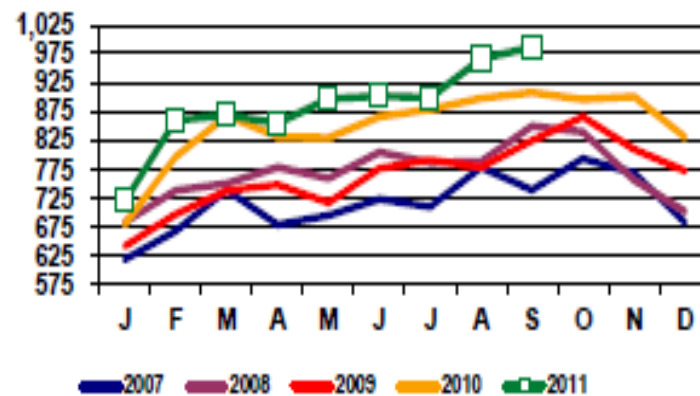
...from the Kingdom of Saudi Arabia to China to Brazil....

Where seasonality in the oil markets has become a meaningful issue for Non-OECD states...

Saudi Crude Burn exceeds 900-k b/d in summers...



...as gasoil demand in Brazil continues to grow...



Should risk-on/risk-off dominate 2012 like it did in 2011...equity markets could help buttress oil prices as correlations have risen meaningfully since 2008...

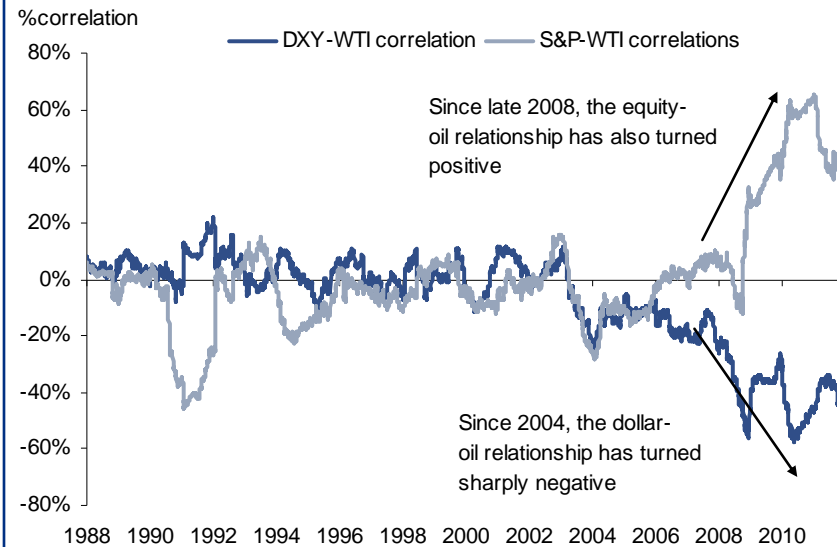
Citi is bullish global equity markets...

Equity Outlooks

		01-Dec-11	End 2012 Target	Change
US	S&P 500	1245	1375	10%
Pan Euro	DJ Stoxx	238	280	17%
UK	FTSE 100	5489	6200	13%
Japan	Topix	740	980	32%
Australia	S&P/ASX 200	4229	4900	16%
Emerging World	Emerging World	959	1225	28%
World	MSCI AC World	302	360	19%

Source: Citi Investment Research and Analysis

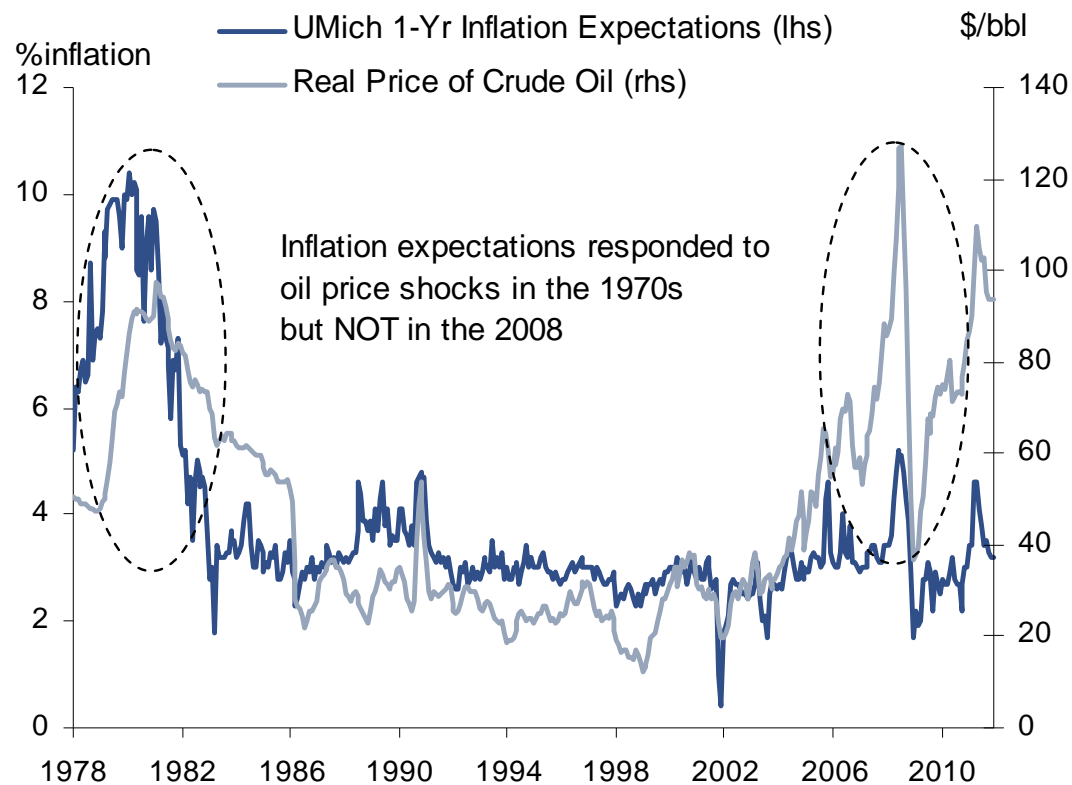
Oil-Dollar and Oil-Equity Daily Correlations



Can oil prices rise on inflation expectations as they did in the 1970s?

...interestingly enough, oil has become less useful as a hedge against inflation because stable inflation expectations have limited the degree to which higher headline energy prices affected broader price levels...But a destabilization of inflation expectations remains a critical tail risk as central banks continue to inject unprecedented amounts of liquidity into the global economy. M1 money supply as a % of GDP has surpassed 63%, the highest level since the 1980s. If expectations indeed un-anchor, nominal oil prices may respond disproportionately, fueled further by higher financial flows....

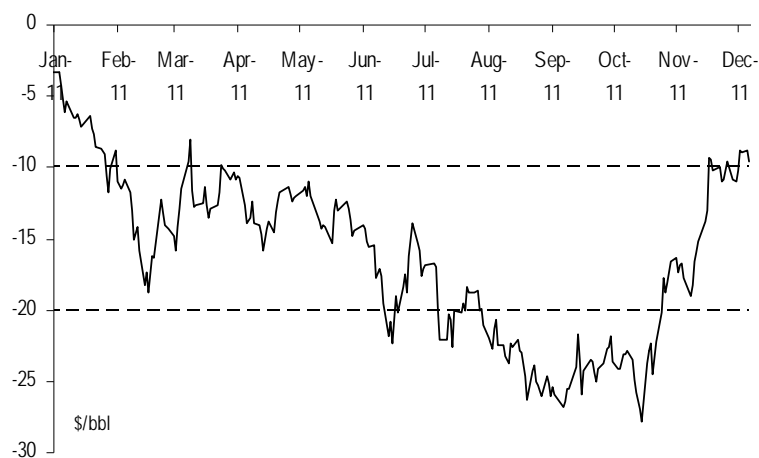
Real oil prices and inflation expectations (1978-present)



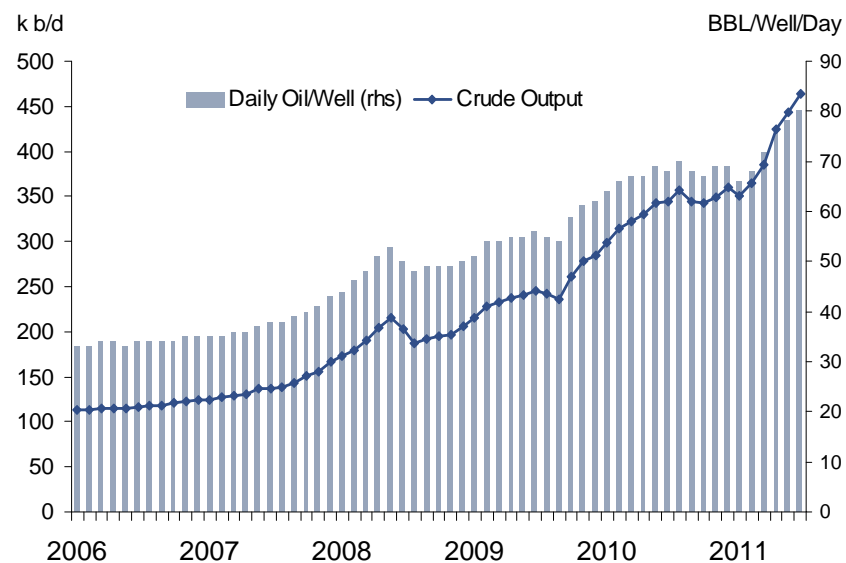
WTI-Brent Spread Still Prone to Blow Out in 2012...

2012 it looks likely that it will remain a choppy period for the differential—one not necessarily biased to a systematic narrowing but rather a period where the ‘arb’ could find a floor of about \$8-\$10/bbl, and remain prone to a blow out wider. The fundamental drivers for this view are the same as they were during this past year’s bumpy ride: growing North American production point to a supply imbalance favoring an inventory build in the US inland PADD II area including at Cushing, Oklahoma, the delivery point for NYMEX crude. Rampant new production of light sweet WTI within the US mid-continent will unlikely find an immediate home in the current refinery system despite potentially weaker inland demand and an insufficient pipeline, rail, truck and barge evacuation infrastructure.

WTI-Brent Spread, YTD



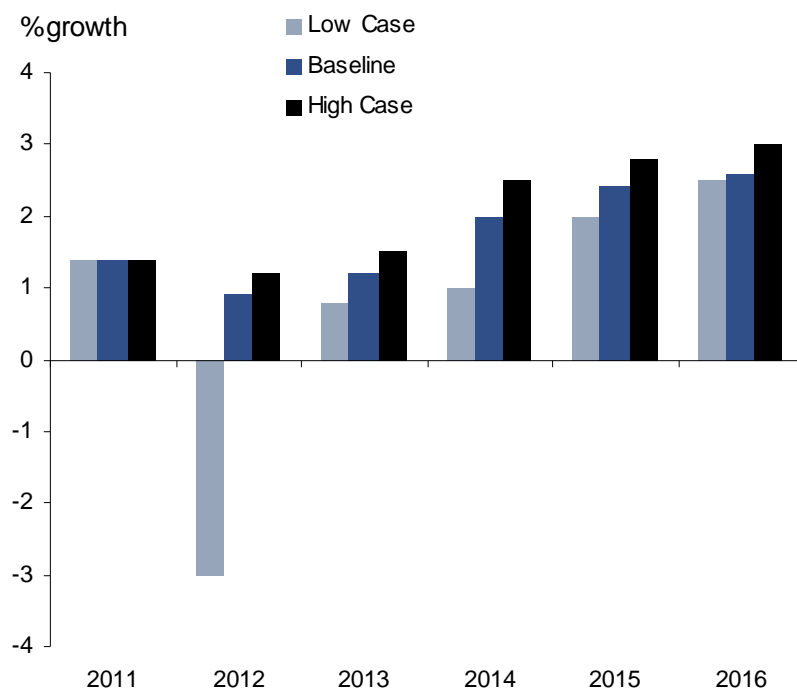
North Dakota Production Scaling New Heights...



Macro risks and uncertain scenarios

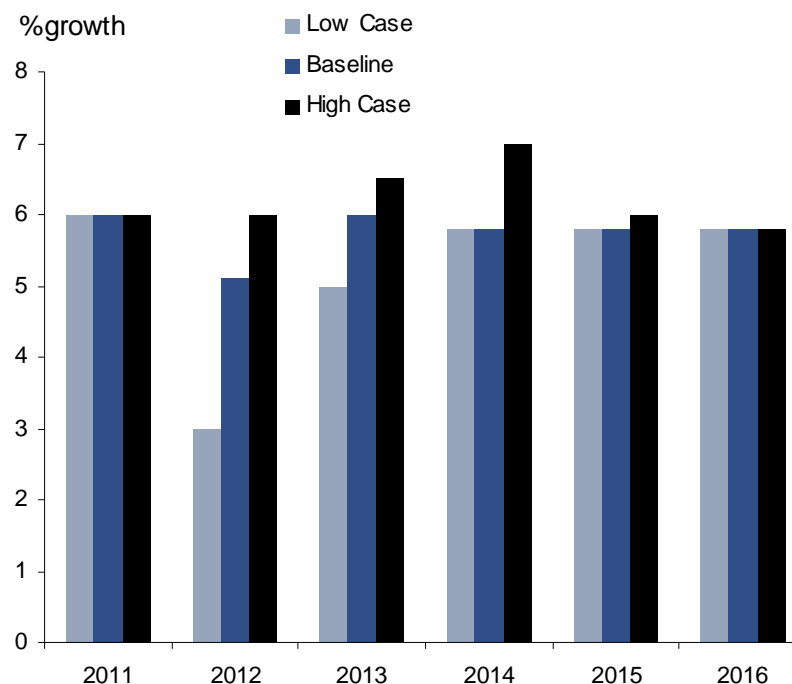
An uncertain economic outlook is the largest risk to the demand story, with global real GDP growth seen at 2.5% for 2012

Baseline, Low, and High Economic Scenarios for OECD



Source: Citi Investment Research and Analysis

Baseline, Low, and High Economic Scenarios for Non-OECD

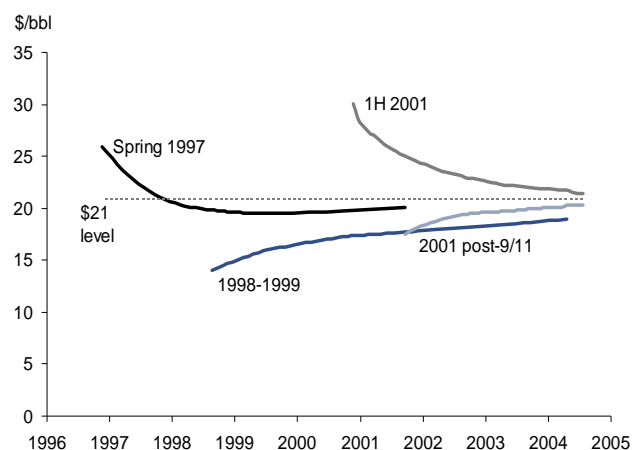


Source: Citi Investment Research and Analysis

Longer-term oil prices I

Our view is that it is reasonable to put a cap on long-term (5-10yr) prices at \$92/bbl, or the recent level of deferred WTI and Brent prices – this is based on several different indicators outlined here

Long-term (60-month) deferred prices



Source: Bloomberg, CIRA

- Long-term 60-month deferred prices stayed around the \$21/bbl level from the mid-1980s through 2002
- Starting in 2003, companies expanded upstream capex, pushing up costs, until stabilizing after the 2008-09 price crash
- For the past two-years, long-term 60-month deferred prices have hovered in the low \$90-range (nominal \$)

Average finding and development (F&D) costs

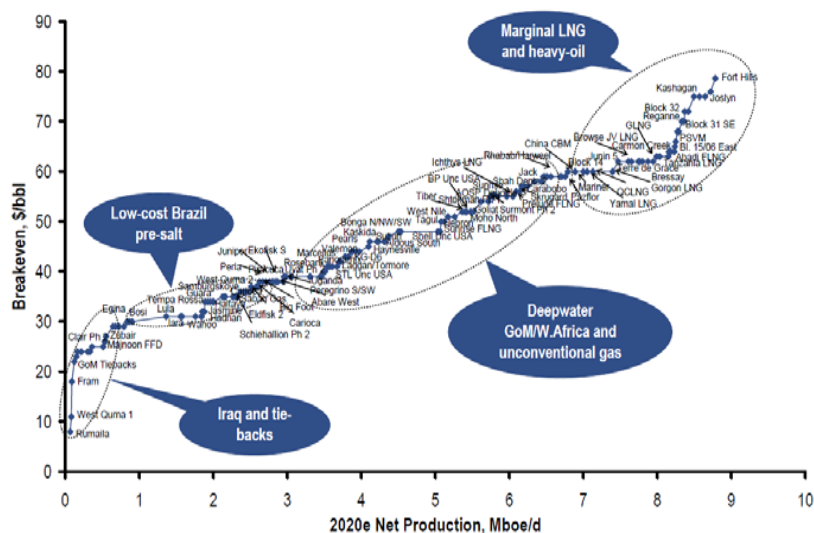
- Deferred oil prices have historically been around 3x average F&D costs (Morris Adelman, MIT energy economist)
- From the mid-1980s to 2002, average F&D costs were ~\$7/bbl, with deferred oil prices at ~\$21/bbl, or 3x F&D costs
- But more recently, F&D costs have risen to \$17-18/bbl, while deferred oil prices are averaging ~\$90/bbl, or 5x F&D costs
 - Higher average per barrel resource taxes that escape reported F&D costs
 - Less data available today due to growth of NOCs and private companies domiciled in looser regulatory regimes
 - Higher price volatility could require higher returns to compensate

Longer-term oil prices II

Our view is that it is reasonable to put a cap on long-term (5-10yr) prices at \$92/bbl, or the recent level of deferred WTI and Brent prices – this is based on several different indicators outlined here

Marginal costs point to a stable \$50-60 range, \$90 top

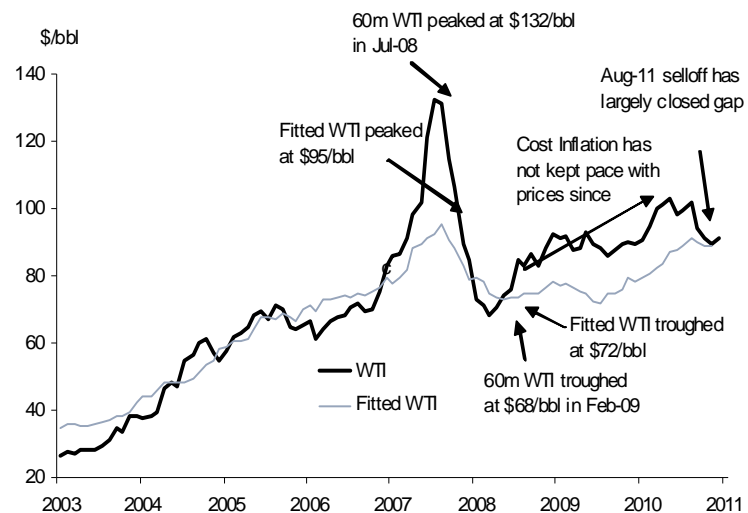
- Two separate and distinct “marginal cost” areas: (1) deepwater offshore and non-conventional tight oil, and (2) expensive non-conventional plays and expensive oil sands projects



* Breakeven is NPV zero at 10% discount rate
Source: Citi Investment Research and Analysis

Citi's proprietary cost index sees \$75-80 deferred prices

- Provides direction on fundamental “fair value” of WTI deferred prices



Source: US BLS, Bloomberg, Citi Investment Research and Analysis

Expecting the unexpected I: Seasonal/political Calendar 2012

When it comes to tail risk events impacting oil prices and curve structures, 2012 looks like it could make 2011 look like a calm, normal year

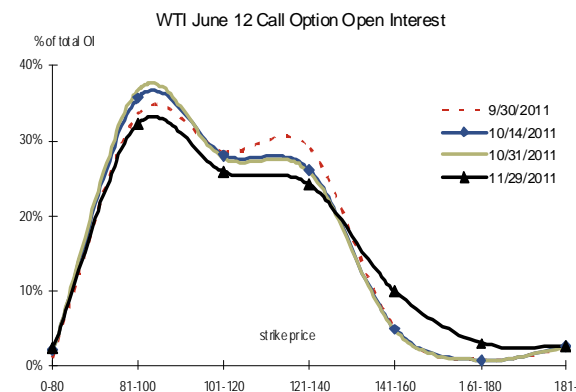
- **Winter/spring – weather in the northern hemisphere** – so far, 2011 has been exceptionally mild – will there be a cold snap before end of winter?
- **Summer gasoline** – a tight US/Atlantic basin market is expected in 2012, due to refinery closures (>1-m b/d) in the Atlantic Basin, limiting make of summer RBOB with its tight RVP specifications; a US stimulus package could put additional froth on summer demand
- **January 23 +15 days – Chinese New Year ends** in early February, signaling the beginning of a period of commodity restocking
- **March 4 - Russian Presidential elections** – PM Putin's loss of supermajority in Russia's Duma after the December 4th ballot should mean more stimulus ahead of the Presidential election
- **March 29 – Iranian Parliamentary elections** – growing antagonism between the unelected Supreme Leader and the elected President could lead to constitutional change eliminating direct elections for the President, which could spur more domestic discontent
- **April – Republic of Korea parliamentary elections** - relations between North and South are one of the critical issues at stake with bearish or bullish consequences depending on who wins
- **April 22 – French Presidential elections (round 1)** – an unpopular President looks likely to run on greater control over speculation in commodities, Euro systemic risk.
- **June – Egyptian Presidential elections** – will Islamist party victories in November's parliamentary elections be reflected in direct vote for the President? What are the consequences for Egyptian-Israeli, Egyptian-Saudi, Egyptian-Palestinian relations?
- **July 1 – Mexico Presidential and legislative elections** – shale reservoirs south of Eagle Ford, deepwater Gulf of Mexico could see Mexican oil and gas production climb. At least one candidate is in favoring of amending the country's constitutional obstacles to foreign investments in oil and gas
- **July – India Presidential elections** – subsidies for gasoline are an issue, given higher crude costs and higher subsidy costs and ongoing politicization of food and fuel inflation; rupee depreciation also pushes up costs of imported oil
- **September – Angola Parliamentary elections** – output could rise by ~400-k b/d between last November and next April; with IMF pressure to raise revenues, pre-election politics point to no restraints on production; output could rise to 1.9- to 2.0-m b/d
- **October – Chinese leadership transition begins** – new leaders to take office after Chinese New Year 2013; in preparation, additional economic stimulus measures are expected, bullish for bulk commodities, base metals, ags and oil
- **November 6 – US Presidential election** – oil prices could be critical to who wins, and further quantitative easing could be in the works before hand
- **December – Republic of Korea Presidential elections**

Expecting the unexpected II: Tail Risks

Investor sentiment at year-end remains largely bullish

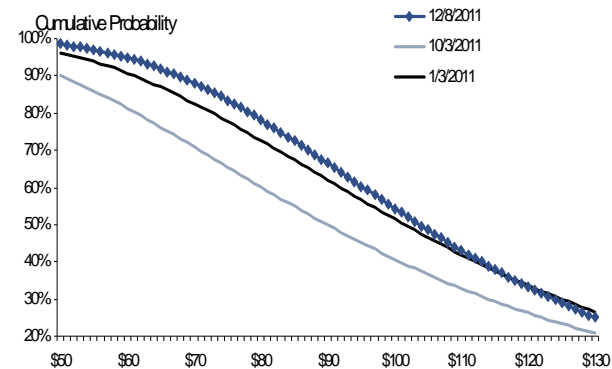
- Since early 2010, out-of-the-money call option open interest for Dec-12 delivery with strike prices between \$100-140/bbl rose substantially, skewed toward upside price risk
- After the Libyan disruption, they jumped upwards significantly as investors prepared for an upside price breakout
- In 3Q'11, as global economic growth prospects were at risk, open interest faded
- The distribution of open interest in deep out-of-the-money calls for June 2012 have increased, as perceived risk of an Iran-related disruption is heightened
- Correspondingly, the option-implied probability that Dec-12-dated WTI would exceed \$100/bbl by delivery has surged over 50% as of December 8, 2011, up both from the 40% low in October and up year-on-year

WTI June 12 call option distribution of open interest sees moves to \$140-180/bbl strike prices



Source: Bloomberg, Citi Investment Research and Analysis

Option-implied probability of Dec-12 WTI exceeding minimum price at delivery



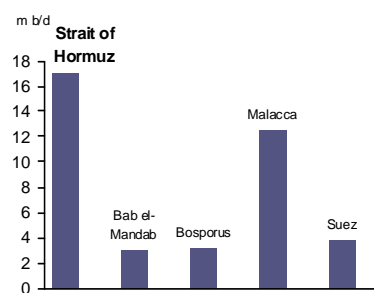
Source: Bloomberg, Citi Investment Research and Analysis

Expecting the unexpected III: Key Bullish Risks

Bullish tail risks are focused on the MENA region

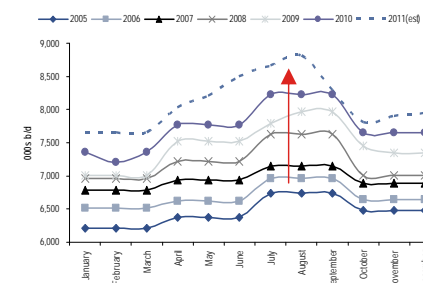
1. **Iran** – an EU embargo, the attacks on the UK embassy, and two explosions at military sites recently with little information concerning whether the perpetrators are foreign or domestic – all suggest a disruption could be likely; could the 17-m b/d of oil flows through the Strait of Hormuz be at risk?
2. **Saudi Arabia**
 - Shrinking spare capacity and delays in capacity expansion
 - Potential attack on critical oil facilities at Abqaiq or Ras Tanura
3. **Collapsing OPEC output**, particularly in Iran and Venezuela
4. **Rampant demand growth in OPEC countries** – rapid population growth and subsidies for oil products erode exportable surpluses; could rise by 1.5-m b/d between 2010-2015, 2-m b/d between 2015-2020
5. **Contagion of disruptions to other light, sweet oil producers** – Algeria and Nigeria produce a combined 3.7-m b/d of similar quality oil to Libya – light, sweet crude is readily refined into low-sulfur transportation fuels

The Strait of Hormuz is a key oil chokepoint



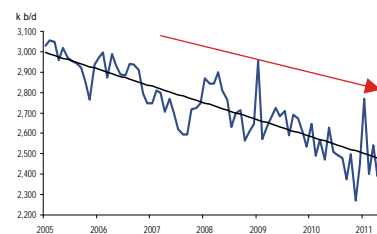
Source: EIA, Citi Investment Research and Analysis

Middle East oil demand has grown 1-m b/d between 2005-10

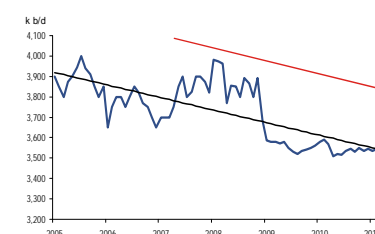


Source: EIG, Citi Investment Research and Analysis

Iranian and Venezuelan production has been in decline



Source: EIG, Citi Investment Research and Analysis



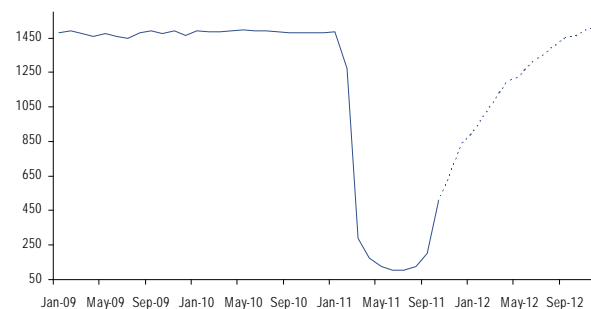
Source: EIG, Citi Investment Research and Analysis

Expecting the unexpected IV: Key Bearish Risks

...can influence prices...

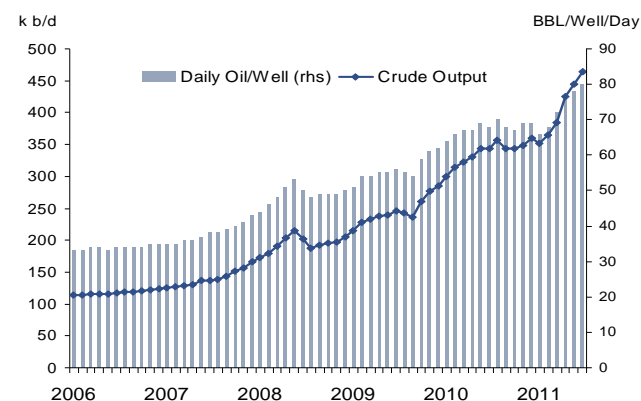
- **Libyan oil revival**
- **Iraq on the march**
- **A combination of double-dip recession and continued Saudi production at current levels**
- **Chinese economic shock**
- **Accelerated US oil independence**

Libyan production has reportedly reached 840-k b/d according to NOC or half of its pre-conflict 1.5-m b/d level



Source: EIG, CIRA estimates

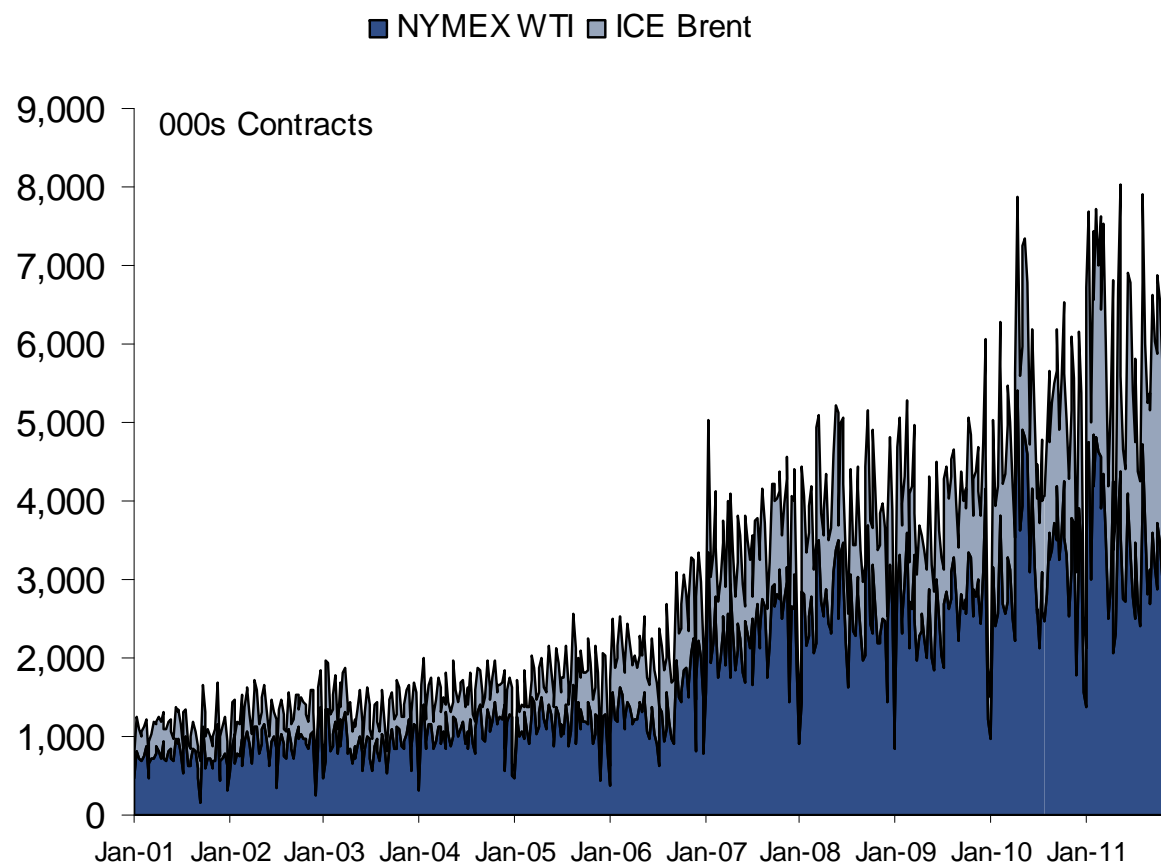
US potential can be seen in rising North Dakotan production, up over 120-k b/d y-o-y as of September 2011, driving US onshore output gains



Source: North Dakota State, CIRA

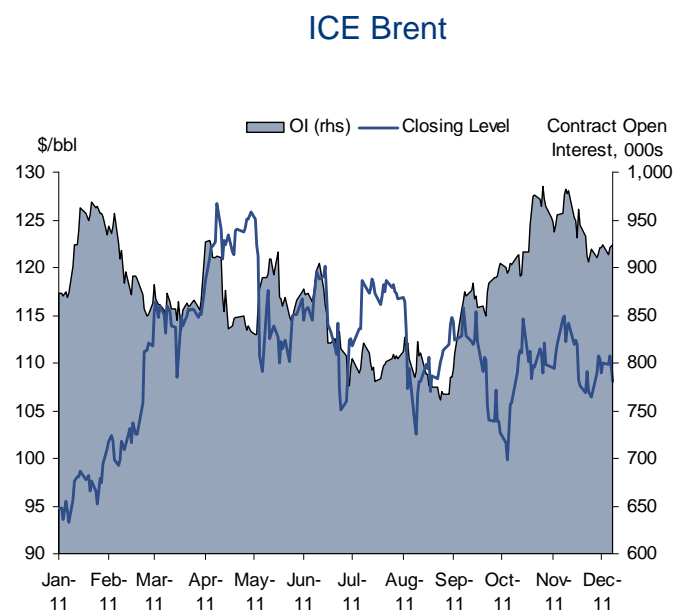
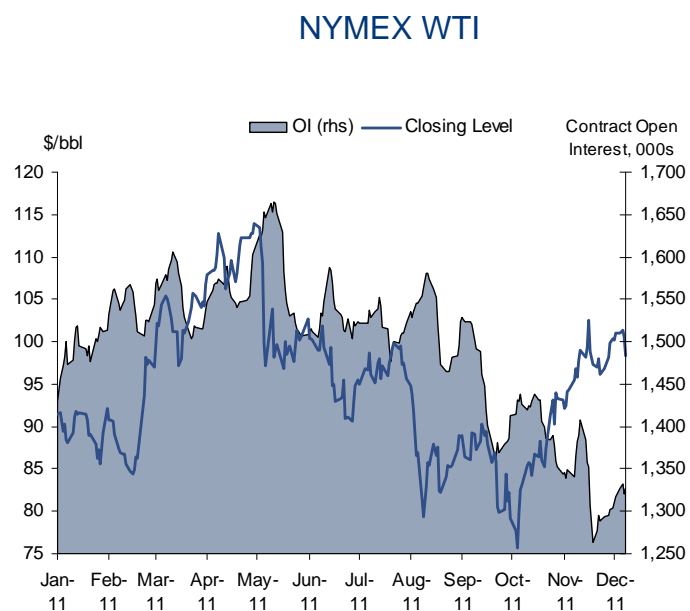
Market Scope: Oil Futures Aggregate Volume

Both sides of the Atlantic have seen a near 8-fold growth in trading activity since 2001...



Market Scope: Flat Price vs. Open Interest

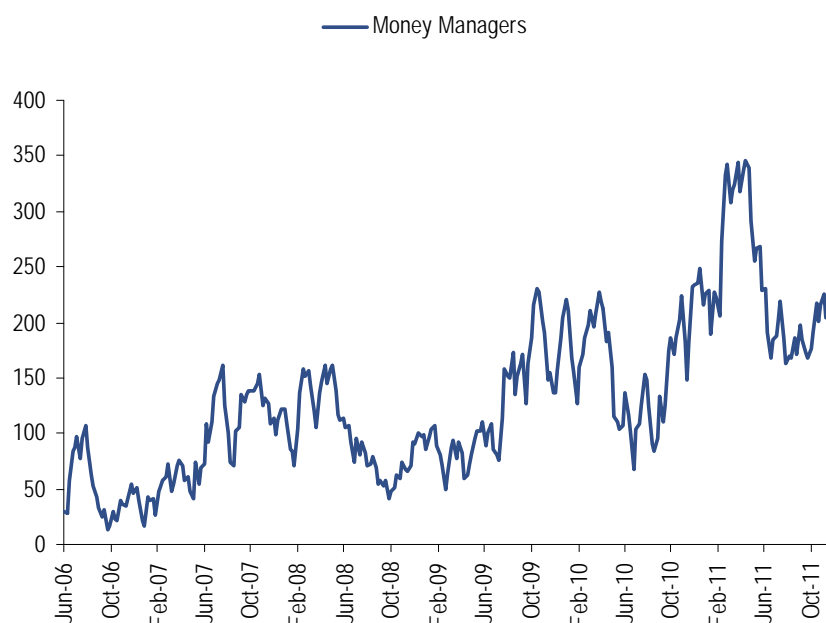
Could futures aggregate open interest for WTI and Brent converge in 2012? Brent is being allocated 5% to DJ-UBS Index (~\$90Bn AUM) at expense of WTI...and the waterborne crude remains in more robust backwardation...



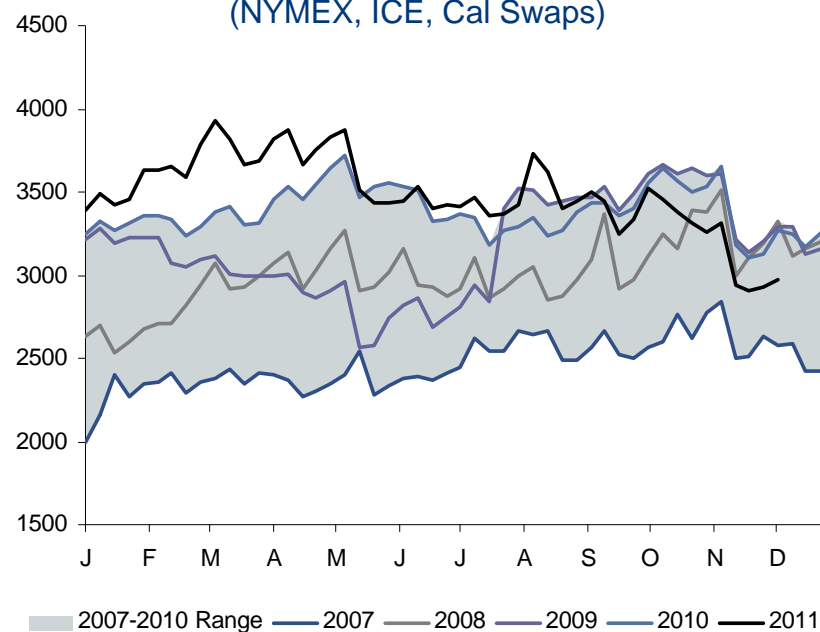
Market Scope: WTI still the most liquid oil contract in the world

Long positioning by the hedge fund and asset management community has been on an uptick during 4Q'11...

WTI – Managed Money Net Length (000s contracts)



WTI Futures and Options Open Interest (NYMEX, ICE, Cal Swaps)



Appendix A-1

Analyst Certification

The research analyst(s) primarily responsible for the preparation and content of this research report are named in bold text in the author block at the front of the product except for those sections where an analyst's name appears in bold alongside content which is attributable to that analyst. Each of these analyst(s) certify, with respect to the section(s) of the report for which they are responsible, that the views expressed therein accurately reflect their personal views about each issuer and security referenced and were prepared in an independent manner, including with respect to Citigroup Global Markets Inc and its affiliates. No part of the research analyst's compensation was, is, or will be, directly or indirectly, related to the specific recommendation(s) or view(s) expressed by that research analyst in this report.

IMPORTANT DISCLOSURES

Analysts' compensation is determined based upon activities and services intended to benefit the investor clients of Citigroup Global Markets Inc. and its affiliates ("the Firm"). Like all Firm employees, analysts receive compensation that is impacted by overall firm profitability which includes investment banking revenues.

For important disclosures (including copies of historical disclosures) regarding the companies that are the subject of this Citi Investment Research & Analysis product ("the Product"), please contact Citi Investment Research & Analysis, 388 Greenwich Street, 28th Floor, New York, NY, 10013, Attention: Legal/Compliance [E6WYB6412478]. In addition, the same important disclosures, with the exception of the Valuation and Risk assessments and historical disclosures, are contained on the Firm's disclosure website at www.citigroupgeo.com. Valuation and Risk assessments can be found in the text of the most recent research note/report regarding the subject company. Historical disclosures (for up to the past three years) will be provided upon request.

NON-US RESEARCH ANALYST DISCLOSURES

Non-US research analysts who have prepared this report (i.e., all research analysts listed below other than those identified as employed by Citigroup Global Markets Inc.) are not registered/qualified as research analysts with FINRA. Such research analysts may not be associated persons of the member organization and therefore may not be subject to the NYSE Rule 472 and NASD Rule 2711 restrictions on communications with a subject company, public appearances and trading securities held by a research analyst account. The legal entities employing the authors of this report are listed below:

Citigroup Global Markets Inc

Edward L Morse

OTHER DISCLOSURES

For securities recommended in the Product in which the Firm is not a market maker, the Firm is a liquidity provider in the issuers' financial instruments and may act as principal in connection with such transactions. The Firm is a regular issuer of traded financial instruments linked to securities that may have been recommended in the Product. The Firm regularly trades in the securities of the issuer(s) discussed in the Product. The Firm may engage in securities transactions in a manner inconsistent with the Product and, with respect to securities covered by the Product, will buy or sell from customers on a principal basis.

Securities recommended, offered, or sold by the Firm: (i) are not insured by the Federal Deposit Insurance Corporation; (ii) are not deposits or other obligations of any insured depository institution (including Citibank); and (iii) are subject to investment risks, including the possible loss of the principal amount invested. Although information has been obtained from and is based upon sources that the Firm believes to be reliable, we do not guarantee its accuracy and it may be incomplete and condensed. Note, however, that the Firm has taken all reasonable steps to determine the accuracy and completeness of the disclosures made in the Important Disclosures section of the Product. The Firm's research department has received assistance from the subject company(ies) referred to in this Product including, but not limited to, discussions with management of the subject company(ies). Firm policy prohibits research analysts from sending draft research to subject companies. However, it should be presumed that the author of the Product has had discussions with the subject company to ensure factual accuracy prior to publication. All opinions, projections and estimates constitute the judgment of the author as of the date of the Product and these, plus any other information contained in the Product, are subject to change without notice. Prices and availability of financial instruments also are subject to change without notice. Notwithstanding other departments within the Firm advising the companies discussed in this Product, information obtained in such role is not used in the preparation of the Product.

Although Citi Investment Research & Analysis (CIRA) does not set a predetermined frequency for publication, if the Product is a fundamental research report, it is the intention of CIRA to provide research coverage of the/those issuer(s) mentioned therein, including in response to news affecting this issuer, subject to applicable quiet periods and capacity constraints. The Product is for informational purposes only and is not intended as an offer or solicitation for the purchase or sale of a security. Any decision to purchase securities mentioned in the Product must take into account existing public information on such security or any registered prospectus.

Investing in non-U.S. securities, including ADRs, may entail certain risks. The securities of non-U.S. issuers may not be registered with, nor be subject to the reporting requirements of the U.S. Securities and Exchange Commission. There may be limited information available on foreign securities. Foreign companies are generally not subject to uniform audit and reporting standards, practices and requirements comparable to those in the U.S. Securities of some foreign companies may be less liquid and their prices more volatile than securities of comparable U.S. companies. In addition, exchange rate movements may have an adverse effect on the value of an investment in a foreign stock and its corresponding dividend payment for U.S. investors. Net dividends to ADR investors are estimated, using withholding tax rates conventions, deemed accurate, but investors are urged to consult their tax advisor for exact dividend computations. Investors who have received the Product from the Firm may be prohibited in certain states or other jurisdictions from purchasing securities mentioned in the Product from the Firm. Please ask your Financial Consultant for additional details. Citigroup Global Markets Inc. takes responsibility for the Product in the United States. Any orders by US investors resulting from the information contained in the Product may be placed only through Citigroup Global Markets Inc.

Important Disclosures for Morgan Stanley Smith Barney LLC Customers: Morgan Stanley & Co. LLC (Morgan Stanley) research reports may be available about the companies that are the subject of this Citi Investment Research & Analysis (CIRA) research report. Ask your Financial Advisor or use smithbarney.com to view any available Morgan Stanley research reports in addition to CIRA research reports.

Important disclosure regarding the relationship between the companies that are the subject of this CIRA research report and Morgan Stanley Smith Barney LLC and its affiliates are available at the Morgan Stanley Smith Barney disclosure website at www.morganstanleysmithbarney.com/researchdisclosures.

For Morgan Stanley and Citigroup Global Markets, Inc. specific disclosures, you may refer to www.morganstanley.com/researchdisclosures and https://www.citigroupgeo.com/geopublic/Disclosures/index_a.html.

This CIRA research report has been reviewed and approved on behalf of Morgan Stanley Smith Barney LLC. This review and approval was conducted by the same person who reviewed this research report on behalf of CIRA. This could create a conflict of interest.

The Citigroup legal entity that takes responsibility for the production of the Product is the legal entity which the first named author is employed by. The Product is made available in **Australia** through Citigroup Global Markets Australia Pty Ltd. (ABN 64 003 114 832 and AFSL No. 240992), participant of the ASX Group and regulated by the Australian Securities & Investments Commission. Citigroup Centre, 2 Park Street, Sydney, NSW 2000. The Product is made available in Australia to Private Banking wholesale clients through Citigroup Pty Limited (ABN 88 004 325 080 and AFSL 238098). Citigroup Pty Limited provides all financial product advice to Australian Private Banking wholesale clients through bankers and relationship managers. If there is any doubt about the suitability of investments held in Citigroup Private Bank accounts, investors should contact the Citigroup Private Bank in Australia. Citigroup companies may compensate affiliates and their representatives for providing products and services to clients. The Product is made available in **Brazil** by Citigroup Global Markets Brasil - CCTVM SA, which is regulated by CVM - Comissão de Valores Mobiliários, BACEN - Brazilian Central Bank, APIMEC - Associação dos Analistas e Profissionais de Investimento do Mercado de Capitais and ANBID - Associação Nacional dos Bancos de Investimento. Av. Paulista, 1111 - 11º andar - CEP. 01311920 - São Paulo - SP. If the Product is being made available in certain provinces of **Canada** by Citigroup Global Markets (Canada) Inc. ("CGM Canada"), CGM Canada has approved the Product. Citigroup Place, 123 Front Street West, Suite 1100, Toronto, Ontario M5J 2M3. This product is available in **Chile** through Banchile Corredores de Bolsa S.A., an indirect subsidiary of Citigroup Inc., which is regulated by the Superintendencia de Valores y Seguros. Agustinas 975, piso 2, Santiago, Chile. The Product is made available in **France** by Citigroup Global Markets Limited, which is authorised and regulated by Financial Services Authority. 1-5 Rue Paul Cézanne, 8ème, Paris, France. The Product is distributed in **Germany** by Citigroup Global Markets Deutschland AG ("CGMD"), which is regulated by Bundesanstalt fuer Finanzdienstleistungsaufsicht (BaFin). CGMD, Reuterweg 16, 60323 Frankfurt am Main. Research which relates to "securities" (as defined in the Securities and Futures Ordinance (Cap. 571 of the Laws of Hong Kong)) is issued in **Hong Kong** by, or on behalf of, Citigroup Global Markets Asia Limited which takes full responsibility for its content. Citigroup Global

Markets Asia Ltd. is regulated by Hong Kong Securities and Futures Commission. If the Research is made available through Citibank, N.A., Hong Kong Branch, for its clients in Citi Private Bank, it is made available by Citibank N.A., Citibank Tower, Citibank Plaza, 3 Garden Road, Hong Kong. Citibank N.A. is regulated by the Hong Kong Monetary Authority. Please contact your Private Banker in Citibank N.A., Hong Kong, Branch if you have any queries on or any matters arising from or in connection with this document. The Product is made available in **India** by Citigroup Global Markets India Private Limited, which is regulated by Securities and Exchange Board of India. Bakhtawar, Nariman Point, Mumbai 400-021. The Product is made available in **Indonesia** through PT Citigroup Securities Indonesia. 5/F, Citibank Tower, Bapindo Plaza, Jl. Jend. Sudirman Kav. 54-55, Jakarta 12190. Neither this Product nor any copy hereof may be distributed in Indonesia or to any Indonesian citizens wherever they are domiciled or to Indonesian residents except in compliance with applicable capital market laws and regulations. This Product is not an offer of securities in Indonesia. The securities referred to in this Product have not been registered with the Capital Market and Financial Institutions Supervisory Agency (BAPEPAM-LK) pursuant to relevant capital market laws and regulations, and may not be offered or sold within the territory of the Republic of Indonesia or to Indonesian citizens through a public offering or in circumstances which constitute an offer within the meaning of the Indonesian capital market laws and regulations. The Product is made available in **Israel** through Citibank NA, regulated by the Bank of Israel and the Israeli Securities Authority. Citibank, N.A, Platinum Building, 21 Ha'arba'ah St, Tel Aviv, Israel. The Product is made available in **Italy** by Citigroup Global Markets Limited, which is authorised and regulated by Financial Services Authority. Foro Buonaparte 16, Milan, 20121, Italy. The Product is made available in **Japan** by Citigroup Global Markets Japan Inc. ("CGMJ"), which is regulated by Financial Services Agency, Securities and Exchange Surveillance Commission, Japan Securities Dealers Association, Tokyo Stock Exchange and Osaka Securities Exchange. Shin-Marunouchi Building, 1-5-1 Marunouchi, Chiyoda-ku, Tokyo 100-6520 Japan. If the Product was distributed by SMBC Nikko Securities Inc. it is being so distributed under license. In the event that an error is found in an CGMJ research report, a revised version will be posted on the Firm's Global Equities Online (GEO) website. If you have questions regarding GEO, please call (81 3) 6270-3019 for help. The Product is made available in **Korea** by Citigroup Global Markets Korea Securities Ltd., which is regulated by the Financial Services Commission, the Financial Supervisory Service and the Korea Financial Investment Association (KOFIA). Citibank Building, 39 Da-dong, Jung-gu, Seoul 110-180, Korea. KOFIA makes available registration information of research analysts on its website. Please visit the following website if you wish to find KOFIA registration information on research analysts of Citigroup Global Markets Korea Securities Ltd. <http://dis.kofia.or.kr/fs/dis2/fundMgr/DISfundMgrAnalystPop.jsp?companyCd2=A03030&pageDiv=02>. The Product is made available in **Malaysia** by Citigroup Global Markets Malaysia Sdn Bhd (Company No. 460819-D) ("CGMM") to its clients and CGMM takes responsibility for its contents. CGMM is regulated by the Securities Commission of Malaysia. Please contact CGMM at Level 43 Menara Citibank, 165 Jalan Ampang, 50450 Kuala Lumpur, Malaysia in respect of any matters arising from, or in connection with, the Product. The Product is made available in **Mexico** by Acciones y Valores Banamex, S.A. De C. V., Casa de Bolsa, Integrante del Grupo Financiero Banamex ("Accival") which is a wholly owned subsidiary of Citigroup Inc. and is regulated by Comision Nacional Bancaria y de Valores. Reforma 398, Col. Juarez, 06600 Mexico, D.F. In **New Zealand** the Product is made available to 'wholesale clients' only as defined by s5C(1) of the Financial Advisers Act 2008 ('FAA') through Citigroup Global Markets Australia Pty Ltd (ABN 64 003 114 832 and AFSL No. 240992), an overseas financial adviser as defined by the FAA, participant of the ASX Group and regulated by the Australian Securities & Investments Commission. Citigroup Centre, 2 Park Street, Sydney, NSW 2000. The Product is made available in **Pakistan** by Citibank N.A. Pakistan branch, which is regulated by the State Bank of Pakistan and Securities Exchange Commission, Pakistan. AWT Plaza, 1.1. Chundrigar Road, P.O. Box 4889, Karachi-74200. The Product is made available in the **Philippines** through Citicorp Financial Services and Insurance Brokerage Philippines, Inc., which is regulated by the Philippines Securities and Exchange Commission. 20th Floor Citibank Square Bldg. The Product is made available in the Philippines through Citibank NA Philippines branch, Citibank Tower, 8741 Paseo De Roxas, Makati City, Manila. Citibank NA Philippines NA is regulated by The Bangko Sentral ng Pilipinas. The Product is made available in **Poland** by Dom Maklerski Banku Handlowego SA an indirect subsidiary of Citigroup Inc., which is regulated by Komisja Nadzoru Finansowego. Dom Maklerski Banku Handlowego S.A. ul.Senatorska 16, 00-923 Warszawa. The Product is made available in the **Russian Federation** through ZAO Citibank, which is licensed to carry out banking activities in the Russian Federation in accordance with the general banking license issued by the Central Bank of the Russian Federation and brokerage activities in accordance with the license issued by the Federal Service for Financial

Markets. Neither the Product nor any information contained in the Product shall be considered as advertising the securities mentioned in this report within the territory of the Russian Federation or outside the Russian Federation. The Product does not constitute an appraisal within the meaning of the Federal Law of the Russian Federation of 29 July 1998 No. 135-FZ (as amended) On Appraisal Activities in the Russian Federation. 8-10 Gasheka Street, 125047 Moscow. The Product is made available in **Singapore** through Citigroup Global Markets Singapore Pte. Ltd. ("CGMSPL"), a capital markets services license holder, and regulated by Monetary Authority of Singapore. Please contact CGMSPL at 1 Temasek Avenue, #39-02 Millenia Tower, Singapore 039192, in respect of any matters arising from, or in connection with, the analysis of this document. This report is intended for recipients who are accredited, expert and institutional investors as defined under the Securities and Futures Act (Cap. 289). The Product is made available by The Citigroup Private Bank in Singapore through Citibank, N.A., Singapore Branch, a licensed bank in Singapore that is regulated by Monetary Authority of Singapore. Please contact your Private Banker in Citibank N.A., Singapore Branch if you have any queries on or any matters arising from or in connection with this document. This report is intended for recipients who are accredited, expert and institutional investors as defined under the Securities and Futures Act (Cap. 289). This report is distributed in Singapore by Citibank Singapore Ltd ("CSL") to selected Citigold/Citigold Private Clients. CSL provides no independent research or analysis of the substance or in preparation of this report. Please contact your Citigold/Citigold Private Client Relationship Manager in CSL if you have any queries on or any matters arising from or in connection with this report. This report is intended for recipients who are accredited investors as defined under the Securities and Futures Act (Cap. 289). Citigroup Global Markets (Pty) Ltd. is incorporated in the **Republic of South Africa** (company registration number 2000/025866/07) and its registered office is at 145 West Street, Sandton, 2196, Saxonwold. Citigroup Global Markets (Pty) Ltd. is regulated by JSE Securities Exchange South Africa, South African Reserve Bank and the Financial Services Board. The investments and services contained herein are not available to private customers in South Africa. The Product is made available in **Spain** by Citigroup Global Markets Limited, which is authorised and regulated by Financial Services Authority. 29 Jose Ortega Y Gassef, 4th Floor, Madrid, 28006, Spain. The Product is made available in the **Republic of China** through Citigroup Global Markets Taiwan Securities Company Ltd. ("CGMTS"), 14 and 15F, No. 1, Songzhi Road, Taipei 110, Taiwan and/or through Citibank Securities (Taiwan) Company Limited ("CSTL"), 14 and 15F, No. 1, Songzhi Road, Taipei 110, Taiwan, subject to the respective license scope of each entity and the applicable laws and regulations in the Republic of China. CGMTS and CSTL are both regulated by the Securities and Futures Bureau of the Financial Supervisory Commission of Taiwan, the Republic of China. No portion of the Product may be reproduced or quoted in the Republic of China by the press or any third parties [without the written authorization of CGMTS and CSTL]. If the Product covers securities which are not allowed to be offered or traded in the Republic of China, neither the Product nor any information contained in the Product shall be considered as advertising the securities or making recommendation of the securities in the Republic of China. The Product is for informational purposes only and is not intended as an offer or solicitation for the purchase or sale of a security or financial products. Any decision to purchase securities or financial products mentioned in the Product must take into account existing public information on such security or the financial products or any registered prospectus. The Product is made available in **Thailand** through Citicorp Securities (Thailand) Ltd., which is regulated by the Securities and Exchange Commission of Thailand. 18/F, 22/F and 29/F, 82 North Sathorn Road, Silom, Bangrak, Bangkok 10500, Thailand. The Product is made available in **Turkey** through Citibank AS which is regulated by Capital Markets Board. Tekfen Tower, Eski Buyukdere Caddesi # 209 Kat 2B, 23294 Levent, Istanbul, Turkey. In the **U.A.E**, these materials (the "Materials") are communicated by Citigroup Global Markets Limited, DIFC branch ("CGML"), an entity registered in the Dubai International Financial Center ("DIFC") and licensed and regulated by the Dubai Financial Services Authority ("DFSA") to Professional Clients and Market Counterparties only and should not be relied upon or distributed to Retail Clients. A distribution of the different CIRA ratings distribution, in percentage terms for Investments in each sector covered is made available on request. Financial products and/or services to which the Materials relate will only be made available to Professional Clients and Market Counterparties. The Product is made available in

United Kingdom by Citigroup Global Markets Limited, which is authorised and regulated by Financial Services Authority. This material may relate to investments or services of a person outside of the UK or to other matters which are not regulated by the FSA and further details as to where this may be the case are available upon request in respect of this material. Citigroup Centre, Canada Square, Canary Wharf, London, E14 5LB. The Product is made available in **United States** by Citigroup Global Markets Inc, which is a member of FINRA and registered with the US Securities and Exchange Commission. 388 Greenwich Street, New York, NY 10013. Unless specified to the contrary, within EU Member States, the Product is made available by Citigroup Global Markets Limited, which is regulated by Financial Services Authority.

Pursuant to Comissão de Valores Mobiliários Rule 483, Citi is required to disclose whether a Citi related company or business has a commercial relationship with the subject company. Considering that Citi operates multiple businesses in more than 100 countries around the world, it is likely that Citi has a commercial relationship with the subject company.

Many European regulators require that a firm must establish, implement and make available a policy for managing conflicts of interest arising as a result of publication or distribution of investment research. The policy applicable to CIRA's Products can be found at www.citigroupgeo.com.

Compensation of equity research analysts is determined by equity research management and Citigroup's senior management and is not linked to specific transactions or recommendations.

The Product may have been distributed simultaneously, in multiple formats, to the Firm's worldwide institutional and retail customers. The Product is not to be construed as providing investment services in any jurisdiction where the provision of such services would not be permitted.

Subject to the nature and contents of the Product, the investments described therein are subject to fluctuations in price and/or value and investors may get back less than originally invested. Certain high-volatility investments can be subject to sudden and large falls in value that could equal or exceed the amount invested. Certain investments contained in the Product may have tax implications for private customers whereby levels and basis of taxation may be subject to change. If in doubt, investors should seek advice from a tax adviser. The Product does not purport to identify the nature of the specific market or other risks associated with a particular transaction. Advice in the Product is general and should not be construed as personal advice given it has been prepared without taking account of the objectives, financial situation or needs of any particular investor. Accordingly, investors should, before acting on the advice, consider the appropriateness of the advice, having regard to their objectives, financial situation and needs. Prior to acquiring any financial product, it is the client's responsibility to obtain the relevant offer document for the product and consider it before making a decision as to whether to purchase the product.

With the exception of our product that is made available only to Qualified Institutional Buyers (QIBs), CIRA concurrently disseminates its research via proprietary and non-proprietary electronic distribution platforms. Periodically, individual CIRA analysts may also opt to circulate research posted on such platforms to one or more clients by email. Such email distribution is discretionary and is done only after the research has been disseminated via the aforementioned distribution channels. CIRA simultaneously distributes product that is limited to QIBs only through email distribution.

The level and types of services provided by CIRA analysts to clients may vary depending on various factors such as the client's individual preferences as to the frequency and manner of receiving communications from analysts, the client's risk profile and investment focus and perspective (e.g. market-wide, sector specific, long term, short-term etc.), the size and scope of the overall client relationship with Citi and legal and regulatory constraints.

© 2011 Citigroup Global Markets Inc. Citi Investment Research & Analysis is a division of Citigroup Global Markets Inc. Citi and Citi with Arc Design are trademarks and service marks of Citigroup Inc. and its affiliates and are used and registered throughout the world. All rights reserved. Any unauthorized use, duplication, redistribution or disclosure of this report (the "Product"), including, but not limited to, redistribution of the Product by electronic mail, posting of the Product on a website or page, and/or providing to a third party a link to the Product, is prohibited by law and will result in prosecution. The information contained in the Product is intended solely for the recipient and may not be further distributed by the recipient to any third party. Where included in this report, MSCI sourced information is the exclusive property of Morgan Stanley Capital International Inc. (MSCI). Without prior written permission of MSCI, this information and any other MSCI intellectual property may not be reproduced, disseminated or used to create any financial products, including any indices. This information is provided on an "as is" basis. The user assumes the entire risk of any use made of this information. MSCI, its affiliates and any third party involved in, or related to, computing or compiling the information hereby expressly disclaim all warranties of originality, accuracy, completeness, merchantability or fitness for a particular purpose with respect to any of this information. Without limiting any of the foregoing, in no event shall MSCI, any of its affiliates or any third party involved in, or related to, computing or compiling

the information have any liability for any damages of any kind. MSCI, Morgan Stanley Capital International and the MSCI indexes are services marks of MSCI and its affiliates. The Firm accepts no liability whatsoever for the actions of third parties. The Product may provide the addresses of, or contain hyperlinks to, websites. Except to the extent to which the Product refers to website material of the Firm, the Firm has not reviewed the linked site. Equally, except to the extent to which the Product refers to website material of the Firm, the Firm takes no responsibility for, and makes no representations or warranties whatsoever as to, the data and information contained therein. Such address or hyperlink (including addresses or hyperlinks to website material of the Firm) is provided solely for your convenience and information and the content of the linked site does not in anyway form part of this document. Accessing such website or following such link through the Product or the website of the Firm shall be at your own risk and the Firm shall have no liability arising out of, or in connection with, any such referenced website.

ADDITIONAL INFORMATION IS AVAILABLE UPON REQUEST